

Format of Holding of Specified securities

1. Name of Listed Entity:TEAMLEASE SERVICES LIMITED
2. Scrip Code/Name of Scrip/Class of Security:539658,TEAMLEASE,EQUITY SHARES
3. Share Holding Pattern Filed under: Reg. 31(1)(a)/Reg.31(1)(b)/Reg.31(1)(c)
 - a. if under 31(1)(b) then indicate the report for quarter ending 31/12/2016
 - b. if under 31(1)(c) then indicate date of allotment/extinguishment
4. Declaration : The Listed entity is required to submit the following declaration to the extent of submission of information:

Particulars	YES*	NO*
a Whether the Listed Entity has issued any partly paid up shares		NO
b Whether the Listed Entity has issued any Convertible Securities or Warrants?		NO
c Whether the Listed Entity has any shares against which depository receipts are issued?		NO
d Whether the Listed Entity has any shares in locked-in?	YES	
e Whether any shares held by promoters are pledge or otherwise encumbered?		NO

*if the Listed Entity selectes the option 'NO' for the questions above, the columns for the partly paid up shares, Outstanding Convertible Securities/Warrants, depository receipts, locked-in shares, No of shares pledged or otherwise encumbered by promoters, as applicable, shall not be displayed at the time of dissemination on the Stock Exchange website. Also wherever there is 'No' declared by Listed entity in above table the values will be considered as 'Zero' by default on submission of the format of holding of specified securities.

- 5 The tabular format for disclosure of holding of specified securities is as follows:




Table I - Summary Statement holding of specified securities

Category	Category of Shareholder	No of Shareholders	No of fully paid up equity shares held	No of Partly paid-up equity shares held	No of Shares Underlying Depository Receipts	Total No of Shares Held (VII) = (IV)+(V)+(VI)	Shareholding as a % of total no of shares (As a % of (A+B+C2))	Number of Voting Rights held In each class of securities			No of Shares Underlying Outstanding convertible securities (Including Warrants)	Shareholding as a % assuming full conversion of convertible Securities (as a percentage of diluted share capital)	Number of Locked in Shares		Number of Shares pledged or otherwise encumbered		Number of equity shares held in dematerialized form	
								No of Voting Rights		Total as a % of (A+B+C)			No.	As a % of total Shares	No.	As a % of total Shares		
								Class X	Class Y									Total
(I)	(II)	(III)	(IV)	(V)	(VI)	(VII)	(VIII)	(IX)			(X)	(XI)	(XII)		(XIII)	(XIV)		
(A)	Promoter & Promoter Group	7	7798650	0	0	7798650	45.61	7798650	0	7798650	45.61	0	45.61	7798650	100.00	0	0.00	7798650
(B)	Public	5528	9169926	0	0	9169926	53.64	9169926	0	9169926	53.64	0	53.64	2749832	29.99	NA	NA	9093803
(C)	Non Promoter-Non Public																	
(C1)	Shares underlying DRs	0	0	0	0	0	NA	0	0	0	0.00	0	NA	0	0.00	NA	NA	0
(C2)	Shares held by Employees Trusts	1	128193	0	0	128193	0.75	128193	0	128193	0.75	0	0.75	128193	100.00	NA	NA	128193
	Total:	5536	17096769	0	0	17096769	100.00	17096769	0	17096769	100.00	0	100.00	10676675	62.45	0	0.00	17020646




Table II - Statement showing shareholding pattern of the Promoter and Promoter Group

Category	Category & Name of the Shareholder	PAN	No of Shareholders	No of fully paid up equity shares held	No of Partly paid-up equity shares held	No of Shares Underlying Depository Receipts	Total No of Shares Held (IV+V+VI)	Shareholding as a % of total no of shares (calculated as per SCRR, 1957 (VIII) As a % of (A+B+C2))	Number of Voting Rights held in each class of securities			No of Shares Underlying Outstanding convertible securities (Including Warrants)	Shareholding as a % assuming full conversion of convertible Securities (as a percentage of diluted share capital) (VII)+(X) As a % of (A+B+C2)	Number of Locked in Shares		Number of Shares pledged or otherwise encumbered		Number of equity shares held in dematerialized form	
									Class X	Class Y	Total			No.	As a % of total Shares	No.	As a % of total Shares held		
																			No of Voting Rights
(i)	(ii)	(iii)	(iv)	(v)	(vi)	(vii)	(viii)	(ix)			(x)	(xi)	(xii)		(xiii)	(xiv)			
(1)	Indian																		
(a)	Individuals/Hindu undivided Family		2	5343	0	0	5343	0.03	5343	0	5343	0.03	0	0.03	5343	100.00	0	0.00	5343
	ARATI MENON	ADDFPM3461R	1	2427	0	0	2427	0.01	2427	0	2427	0.01	0	0.01	2427	100.00	0	0.00	2427
	ANUPAMA GUPTA	AGJPM1064D	1	2916	0	0	2916	0.02	2916	0	2916	0.02	0	0.02	2916	100.00	0	0.00	2916
(b)	Central Government/State Government(s)		0	0	0	0	0	0.00	0	0	0	0.00	0	0.00	0	0.00	0	0.00	0
(c)	Financial Institutions/Banks		0	0	0	0	0	0.00	0	0	0	0.00	0	0.00	0	0.00	0	0.00	0
(d)	Any Other		4	3221528	0	0	3221528	18.84	3221528	0	3221528	18.84	0	18.84	3221528	100.00	0	0.00	3221528
	HANSINI MANAGEMENT CONSULTANT PRIVATE LIMITED	AAACI7655J	1	131442	0	0	131442	0.77	131442	0	131442	0.77	0	0.77	131442	100.00	0	0.00	131442
	DHANA MANAGEMENT CONSULTANCY LLP	AALFD1470G	1	1379886	0	0	1379886	8.07	1379886	0	1379886	8.07	0	8.07	1379886	100.00	0	0.00	1379886
	NED CONSULTANTS LLP	AALFN7491H	1	1709900	0	0	1709900	10.00	1709900	0	1709900	10.00	0	10.00	1709900	100.00	0	0.00	1709900
	MKS MANAGEMENT CONSULTANCY SERVICES LLP	ABAFM6498D	1	300	0	0	300	0.00	300	0	300	0.00	0	0.00	300	100.00	0	0.00	300
	Sub-Total (A)(1)		6	3226871	0	0	3226871	18.87	3226871	0	3226871	18.87	0	18.87	3226871	100.00	0	0.00	3226871
(2)	Foreign																		
(a)	Individuals (Non-Resident Individuals/Foreign Individuals)		0	0	0	0	0	0.00	0	0	0	0.00	0	0.00	0	0.00	0	0.00	0
(b)	Government		0	0	0	0	0	0.00	0	0	0	0.00	0	0.00	0	0.00	0	0.00	0
(c)	Institutions		0	0	0	0	0	0.00	0	0	0	0.00	0	0.00	0	0.00	0	0.00	0
(d)	Foreign Portfolio Investor		0	0	0	0	0	0.00	0	0	0	0.00	0	0.00	0	0.00	0	0.00	0
(e)	Any Other		1	4571779	0	0	4571779	26.74	4571779	0	4571779	26.74	0	26.74	4571779	100.00	0	0.00	4571779
	HR OFFSHORING VENTURES PTE LTD	AADCH6193F	1	4571779	0	0	4571779	26.74	4571779	0	4571779	26.74	0	26.74	4571779	100.00	0	0.00	4571779
	Sub-Total (A)(2)		1	4571779	0	0	4571779	26.74	4571779	0	4571779	26.74	0	26.74	4571779	100.00	0	0.00	4571779
	Total Shareholding of Promoter and Promoter Group (A)=(A)(1)+(A)(2)		7	7798650	0	0	7798650	45.61	7798650	0	7798650	45.61	0	45.61	7798650	100.00	0	0.00	7798650




Table III - Statement showing shareholding pattern of the Public shareholder

Category	Category & Name of the Shareholder	PAN	No of Shareholders	No of fully paid up equity shares held	No of Partly paid-up equity shares held	No of Shares Underlying Depository Receipts	Total No of Shares Held (IV+V+VI)	Shareholding as a % of total no of shares (A+B+C2)	Number of Voting Rights held in each class of securities			No of Shares Underlying convertible securities (Including Warrants)	Shareholding as a % assuming full conversion of convertible Securities (as a percentage of diluted share capital)	Number of Locked in Shares		Number of Shares pledged or otherwise encumbered		Number of equity shares held in dematerialized form	
									No of Voting Rights		Total as a % of (A+B+C)			No.	As a % of total Shares	No.	As a % of total Shares held		
									Class X	Class Y	Total								
	(I)	(II)	(III)	(IV)	(V)	(VI)	(VII)	(VIII)	(IX)			(X)	(XI)	(XII)		(XIII)	(XIV)		
(1)	Institutions																		
(a)	Mutual Funds		26	2451380	0	0	2451380	14.34	2451380	0	2451380	14.34	0	14.34	0	0.00	NA	NA	2451380
	BIRLA SUN LIFE TRUSTEE COMPANY PRIVATE LIMITED A/C BIRLA SUN LIFE MONTHLY INCOME	AAATB0102C	7	250668	0	0	250668	1.47	250668	0	250668	1.47	0	1.47	0	0.00	NA	NA	250668
	HDFC TRUSTEE COMPANY LIMITED - HDFC PRUDENCE FUND	AAATH1809A	2	1538093	0	0	1538093	9.00	1538093	0	1538093	9.00	0	9.00	0	0.00	NA	NA	1538093
(b)	Venture Capital Funds		0	0	0	0	0	0.00	0	0	0	0.00	0	0.00	0	0.00	NA	NA	0
(c)	Alternate Investment Funds		0	0	0	0	0	0.00	0	0	0	0.00	0	0.00	0	0.00	NA	NA	0
(d)	Foreign Venture Capital Investors		0	0	0	0	0	0.00	0	0	0	0.00	0	0.00	0	0.00	NA	NA	0
(e)	Foreign Portfolio Investors		19	2629483	0	0	2629483	15.38	2629483	0	2629483	15.38	0	15.38	0	0.00	NA	NA	2629483
	NOMURA INDIA INVESTMENT FUND MOTHER FUND	AAAAN3240L	1	486056	0	0	486056	2.84	486056	0	486056	2.84	0	2.84	0	0.00	NA	NA	486056
	EMERGING MARKETS GROWTH FUND, INC.	AAACE1943K	1	286074	0	0	286074	1.67	286074	0	286074	1.67	0	1.67	0	0.00	NA	NA	286074
	GOLDMAN SACHS FUNDS - GOLDMAN SACHS GROWTH & EMERGING MARKETS BROAD EQUITY PORTFOLIO	AACCG2692R	1	393088	0	0	393088	2.30	393088	0	393088	2.30	0	2.30	0	0.00	NA	NA	393088
	GOLDMAN SACHS INDIA LIMITED	AADCG0260C	1	700801	0	0	700801	4.10	700801	0	700801	4.10	0	4.10	0	0.00	NA	NA	700801
	MORGAN STANLEY MAURITIUS COMPANY LIMITED	AADCM5927G	1	247177	0	0	247177	1.45	247177	0	247177	1.45	0	1.45	0	0.00	NA	NA	247177
(f)	Financial Institutions/Banks		1	1104	0	0	1104	0.01	1104	0	1104	0.01	0	0.01	0	0.00	NA	NA	1104
(g)	Insurance Companies		0	0	0	0	0	0.00	0	0	0	0.00	0	0.00	0	0.00	NA	NA	0
(h)	Provident Funds/Pension Funds		0	0	0	0	0	0.00	0	0	0	0.00	0	0.00	0	0.00	NA	NA	0
(i)	Any Other																		
	FOREIGN INSTITUTIONAL INVESTORS		6	336622	0	0	336622	1.97	336622	0	336622	1.97	0	1.97	0	0.00	NA	NA	336622
	GOLDMAN SACHS TRUST - GOLDMAN SACHS EMERGING MARKETS EQUITY FUND	AAAAG1053C	1	199436	0	0	199436	1.17	199436	0	199436	1.17	0	1.17	0	0.00	NA	NA	199436
	Sub Total (B)(1)		52	5418589	0	0	5418589	31.69	5418589	0	5418589	31.69	0	31.69	0	0.00	NA	NA	5418589
(2)	Central Government/State Government(s)/President of India		0	0	0	0	0	0.00	0	0	0	0.00	0	0.00	0	0.00	NA	NA	0
	Sub Total (B)(2)		0	0	0	0	0	0.00	0	0	0	0.00	0	0.00	0	0.00	NA	NA	0
(3)	Non-Institutions																		
(a)	i. Individual shareholders holding nominal share capital up to Rs. 2 lakhs		4914	464998	0	0	464998	2.72	464998	0	464998	2.72	0	2.72	261369	56.21	NA	NA	441216
	ii. Individual shareholders holding nominal share capital in excess of Rs. 2 Lakhs		12	651622	0	0	651622	3.81	651622	0	651622	3.81	0	3.81	602172	92.41	NA	NA	599281
(b)	NBFCs Registered with RBI		0	0	0	0	0	0.00	0	0	0	0.00	0	0.00	0	0.00	NA	NA	0
(c)	Employee Trusts		0	0	0	0	0	0.00	0	0	0	0.00	0	0.00	0	0.00	NA	NA	0
(d)	Overseas Depositories (Holding DRs) (Balancing figure)		0	0	0	0	0	0.00	0	0	0	0.00	0	0.00	0	0.00	NA	NA	0
(e)	Any Other																		
	NON RESIDENT INDIANS		58	5921	0	0	5921	0.03	5921	0	5921	0.03	0	0.03	0	0.00	NA	NA	5921
	CLEARING MEMBERS		41	2047	0	0	2047	0.01	2047	0	2047	0.01	0	0.01	0	0.00	NA	NA	2047
	NON RESIDENT INDIAN NON REPATRIABLE		25	2031	0	0	2031	0.01	2031	0	2031	0.01	0	0.01	0	0.00	NA	NA	2031
	BODIES CORPORATES		165	844734	0	0	844734	4.94	844734	0	844734	4.94	0	4.94	114992	13.61	NA	NA	844734
	GAJA TRUSTEE COMPANY PVT LTD	AABTG0711D	1	413519	0	0	413519	2.42	413519	0	413519	2.42	0	2.42	0	0.00	NA	NA	413519
	CANARA HSBC ORIENTAL BANK OF COMMERCE LIFE INSURANCE COMPANY LTD	AADCC1881F	1	237280	0	0	237280	1.39	237280	0	237280	1.39	0	1.39	0	0.00	NA	NA	237280
	H U F		260	8685	0	0	8685	0.05	8685	0	8685	0.05	0	0.05	0	0.00	NA	NA	8685
	FOREIGN CORPORATE BODIES		1	1771299	0	0	1771299	10.36	1771299	0	1771299	10.36	0	10.36	1771299	100.00	NA	NA	1771299
	GPE (INDIA) LTD	AADCG0024G	1	1771299	0	0	1771299	10.36	1771299	0	1771299	10.36	0	10.36	1771299	100.00	NA	NA	1771299
	Sub Total (B)(3)		5476	3751337	0	0	3751337	21.94	3751337	0	3751337	21.94	0	21.94	2749832	73.30			3675214
	Total Public Shareholding (B) = (B)(1)+(B)(2)+(B)(3)		5528	9169926	0	0	9169926	53.64	9169926	0	9169926	53.64	0	53.64	2749832	29.99			9093803

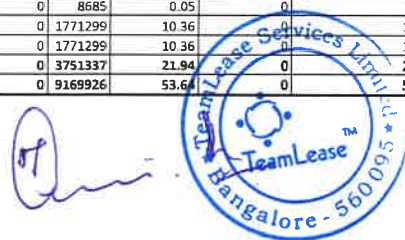


Table IV - Statement showing shareholding pattern of the Non Promoter - Non Public Shareholder

Category	Category & Name of the Shareholder	PAN	No of Shareholders	No of fully paid up equity shares held	No of Partly paid-up equity shares held	No of Shares Underlying Depository Receipts	Total No of Shares Held (IV+V+VI)	Shareholding as a % of total no of shares (A+B+C2)	Number of Voting Rights held in each class of securities			No of Shares Outstanding convertible securities (Including Warrants)	Shareholding as a % assuming full conversion of convertible Securities (as a percentage of diluted share capital)	Number of Locked in Shares		Number of Shares pledged or otherwise encumbered		Number of equity shares held in dematerialized form	
									No of Voting Rights		Total as a % of (A+B+C)			No.	As a % of total Shares	No.	As a % of total Shares held		
									Class X	Class Y	Total								
(I)	(II)	(III)	(IV)	(V)	(VI)	(VII)	(VIII)	(IX)			(X)	(XI)	(XII)		(XIII)		(XIV)		
(1)	Custodian/DR Holder		0	0	0	0	0	0.00	0	0	0	0.00	0	0.00	0	0.00	NA	NA	0
(2)	Employee Benefit Trust (under SEBI(Share based Employee Benefit) Regulations 2014)		1	128193	0	0	128193	0.75	128193	0	128193	0.75	0	0.75	128193	100.00	NA	NA	128193
	Total Non-Promoter-Non Public Shareholding (C) = (C)(1)+(C)(2)		1	128193	0	0	128193	0.75	128193	0	128193	0.75	0	0.75	128193	100.00			128193



Details of the shareholders acting as persons in Concert including their Shareholding:			
Name of Shareholder	Name of PAC	No of shares	Holding%
Total:		0	0




Details of Shares which remain unclaimed may be given hear along with details such as number of shareholders,	
No of Shareholders	No of shares

